


INSTRUCTION SHEET



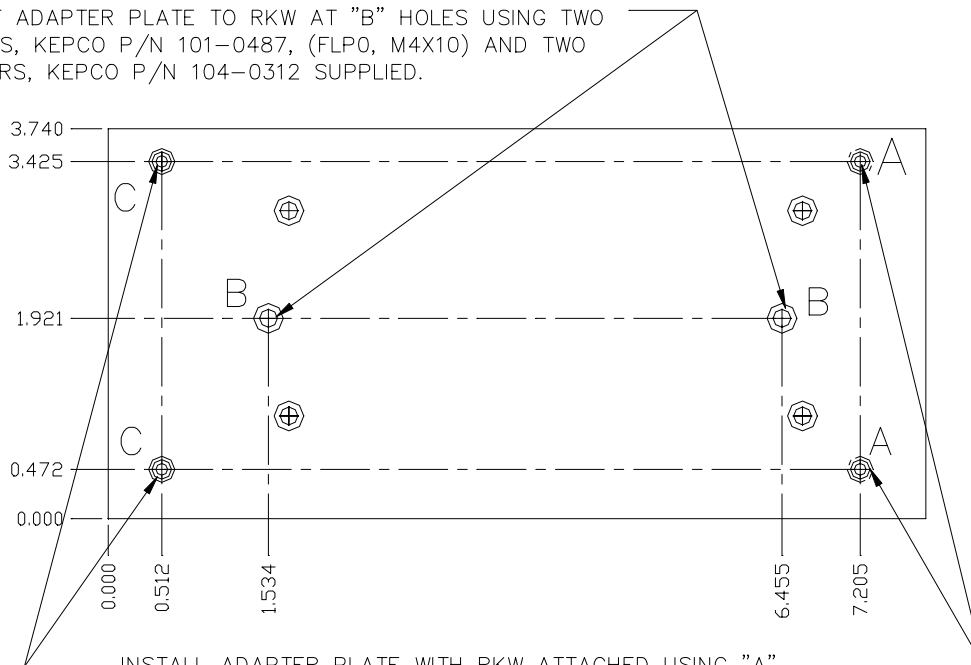
KEPCO An ISO 9001 Company.

**MA
FAW/RKW
100H**


MOUNTING ADAPTER FAW/RKW 100H

DESCRIPTION. The Model MA FAW/RKW 100H Mounting Adapter includes an adapter plate and mounting screws that allow a 100W RKW power supply to be easily substituted for a horizontally-mounted 100W FAW power supply. Mount the adapter plate to the RKW power supply using the screws and spacers provided (see Figure 1), then install the adapter plate in place of the FAW power supply using the screws that previously secured the FAW power supply.

MOUNT ADAPTER PLATE TO RKW AT "B" HOLES USING TWO SCREWS, KEPCO P/N 101-0487, (FLP0, M4X10) AND TWO SPACERS, KEPCO P/N 104-0312 SUPPLIED.



INSTALL ADAPTER PLATE WITH RKW ATTACHED USING "A" AND "C" HOLES AND FOUR SCREWS PREVIOUSLY USED TO MOUNT FAW POWER SUPPLY (NOT SUPPLIED). SEE NOTE 2.



NOTES:

1. UNLESS OTHERWISE NOTED, DIMENSIONS ARE IN INCHES.
2. MAX. MOUNTING SCREW PENETRATION AT "A" HOLES: 0.2 IN. (5MM).

3043103

FIGURE 1. ADAPTER PLATE INSTALLATION

KEPCO, INC. ● 131-38 SANFORD AVENUE ● FLUSHING, NY. 11355 U.S.A. ● TEL (718) 461-7000 ● FAX (718) 767-1102
<http://www.kepcopower.com> ● email: hq@kepcopower.com